

STATE OF THE ART INDUCTION SEALING MACHINES!

HAND / PEDAL / OPERATED IHS MACHINE UNIPAK IH2000

Dimensions: 500/460/1200mm

Weight: 50 kg

Power supply: 220-240V, 50Hz

Input power: 2000VA

Line speed: up to 20 m/min*

Operation: Continuous mode

Leveling: automatic

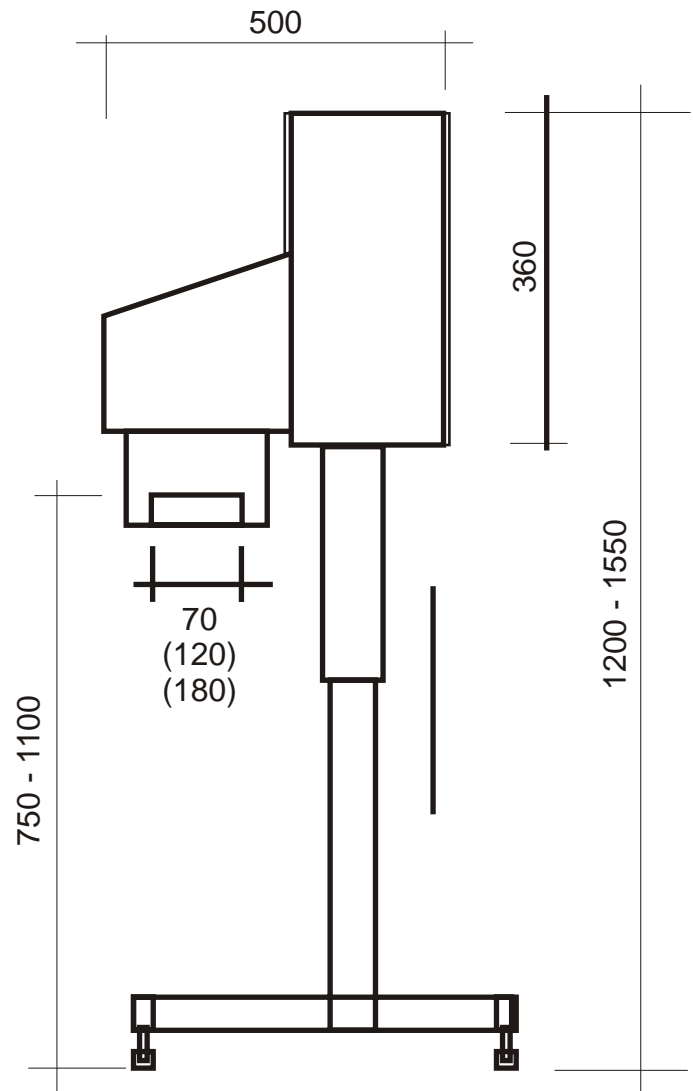
Housing: stainless steel,
aluminum alloy

Water cooling: 1,2 l/min

Diagnostics: Energy monitor,
adj. power limit,
fault conditions

Cap dimentions: 10-70mm,
40-120mm,
60-180mm

*More line speed - on request

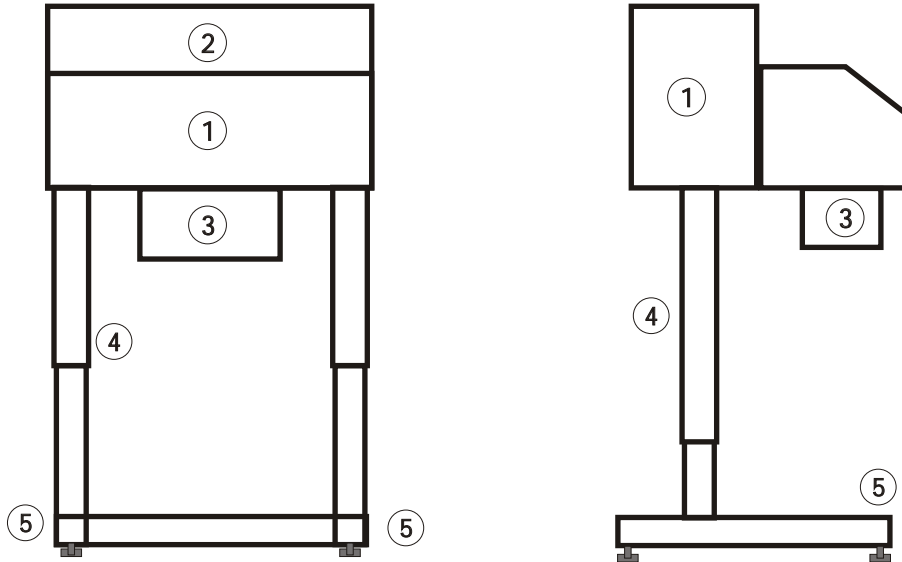


Induction Sealing Applications



STATE OF THE ART INDUCTION SEALING MACHINES!

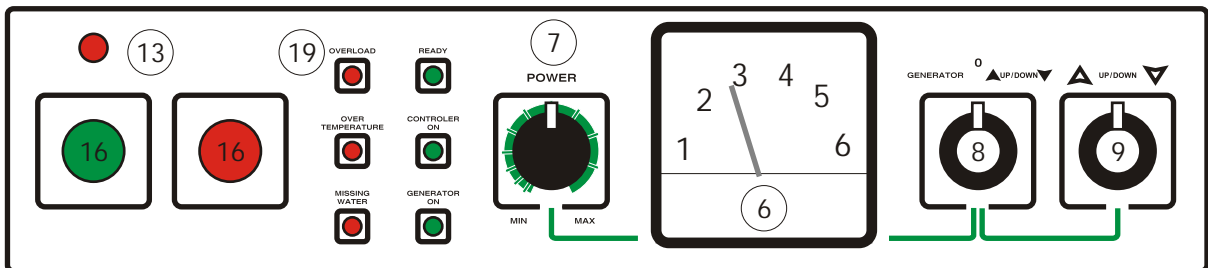
STRUCTURE



- 1. Induction sealing machine
- 2. Controller
- 3. Inductor
- 4. Stand
- 5. Adjustable feet
- 6. Ampere-meter
- 7. Power - min/max knob
- 8. Level/generator switch
- 9. Level- up/down motion knob
- 10. Water connector - Water out

- 11. Water connector - water in
- 12. Fuses D10A
- 13. Power supply lead
- 14. Fuses up/down motor - 3,15A
- 15. Fuses IEC outlet/controller-3,15A
- 16. START/STOP knobs
- 17. Relay connector 24VDC/3A
- 18. Motion sensor connector
- 19. Control leds
- 20. Back panel

CONTROLLER



BACK VIEW

